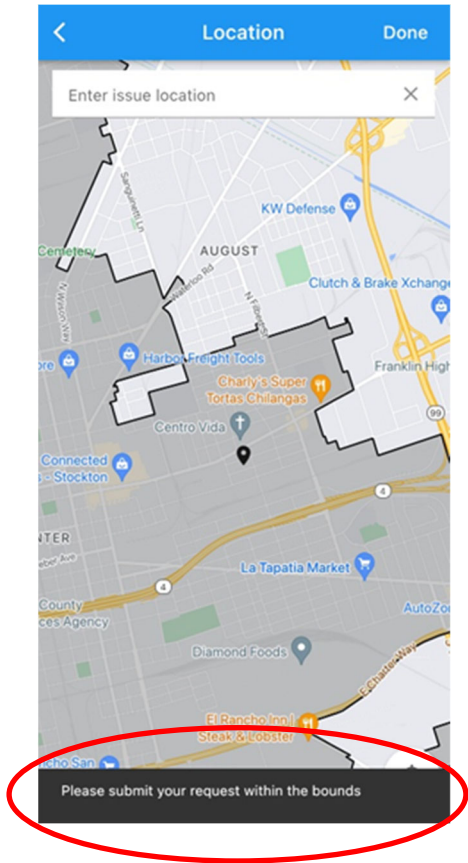
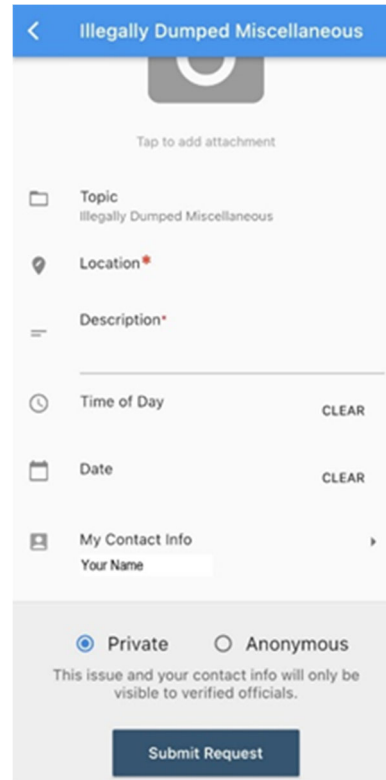


## Step 6 continued

If the location is not within the San Joaquin County jurisdiction, an alert will appear at the bottom of the screen.



**Step 7:** Fill in any remaining fields and submit your request



*Once Complete, you can submit your request. Clicking "My Contact Info" will give you options for this particular request contact*

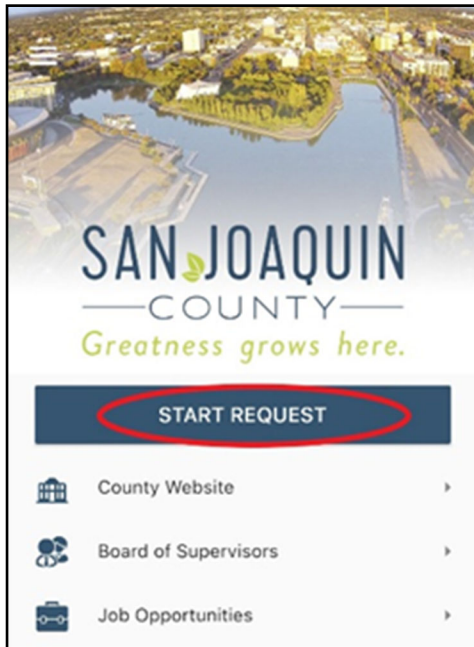


**My San Joaquin  
Go Request mobile app for  
San Joaquin County  
Step-by-Step Guide**

**Step 1:** Download the "My San Joaquin" app from your device's app store



**Step 2:** Open the app and tap 'Start Request' button

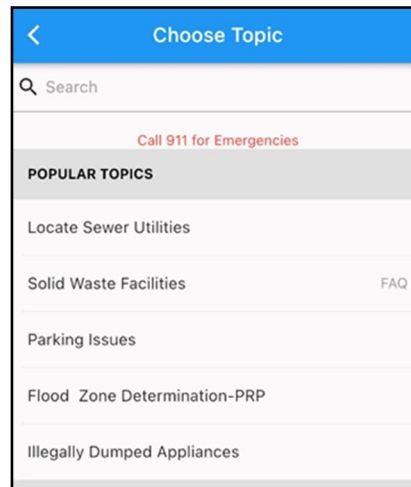


**Step 3:** Create a login

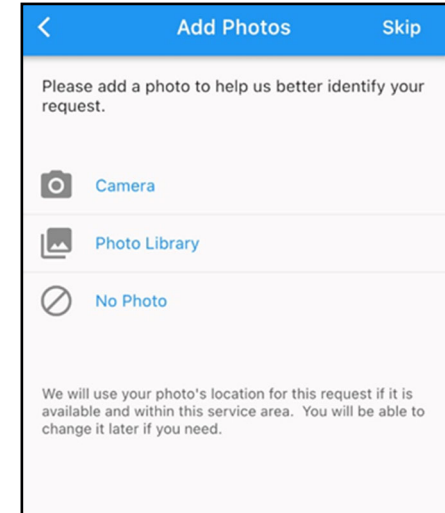


**Step 4:** Select the relevant topic

*You can search for a topic via the search bar or scroll through the topic list*



**Step 5:** Submit a photo (optional)



**Step 6:** Submit the location of the issue

*Manually enter an address, drop the pin at the location, or allow the locator to find you.*

